

RBM-60QN-IP RBM-100QN-IP RBM-200QN-IP



The REDBEAM series consists of a short and long range photo beams, 60m, 100m and 250m, with a POE-IP encoder (PIE-1) which can be integrated with the security network and connected with Video Management Software platforms, to control IP cameras and better manage alarms.

REDBEAM is a Quad High Power Beam that combines precise detection capability with increased reliability, providing superior outdoor detection in a smart design.

REDBEAM generates an original ASCII code (Redwall Event Code). Video Management Software receives the event code and sends a command to trigger a camera pre-set and/or start recording. REDBEAM is compatible with Power over Ethernet (PoE). IEEE802.3 af/at makes it possible to supply power using a PoE hub or switch. Only one LAN cable is needed to connect the PIE-1 to a hub or switch, reducing time and costs.

FEATURES

- **Sniper viewfinder™ with 2X magnification**

The new telescopic lens has a high level of visibility for optical alignment.

- **Vivid interior colour**

Easy-to-see vivid interior colour for optical alignment.

- **Alignment dial**

The alignment dials make adjustments easy, with no need for a screwdriver.

- **IP65 water proof structure**

Rubber packing is used for all conceivable points where water or dust may penetrate, such as wiring holes, wire ports and the outer openings on the chassis.

- **Quad beam with aspherical lenses**

The high-grade aspherical lens creates a more sharply defined and precise active infrared beam.

- **Compatible with Power over Ethernet (PoE)**

REDBEAM can supply power to detector using a PoE hub or switch.

SPECIFICATIONS

Photo beam (Main Unit)			
Model	RBM-60QN	RBM-100QN	RBM-200QN
Maximum detection range	60m / 200ft.	100m / 350ft.	200m / 650ft.
Maximum arrival distance	600m / 2000ft.	1000m / 3500ft.	2000m / 6500ft.
Detection method	Quad infrared beam interruption detection		
Interruption time	Variable between 50/100/250/500 ms (4 steps)		
Power source	10.5 - 30VDC		
Current draw	38mA	39mA	40mA
	(Transmitter:8mA Receiver:30mA)	(Transmitter:9mA Receiver:30mA)	(Transmitter:10mA Receiver:30mA)
Output	Alarm output	Form C relay : 30VDC, 0.2 A	
	Alarm period	2sec (±1) (Nominal)	
	Tamper output	N.C. (contact output) : 30VDC, 0.1A Opens when cover removed.	
Operating temperature	-25°C - +60°C (-13°F - 140°F)		
Operating humidity	95% (max.)		
Alignment angle	±90° Horizontal, ±10° Vertical		
Dimension	without the back box : H x W x D mm (inch): 448 (17.6) x 79 (3.1) x 96 (3.8) with the back box: H x W x D mm (inch): 452 (17.8) x 83 (3.3) x 138 (5.4)		
Weight	2800g(98 oz) (Total weight of Transmitter + Receiver, excluding accessories)		
International protection	IP65		

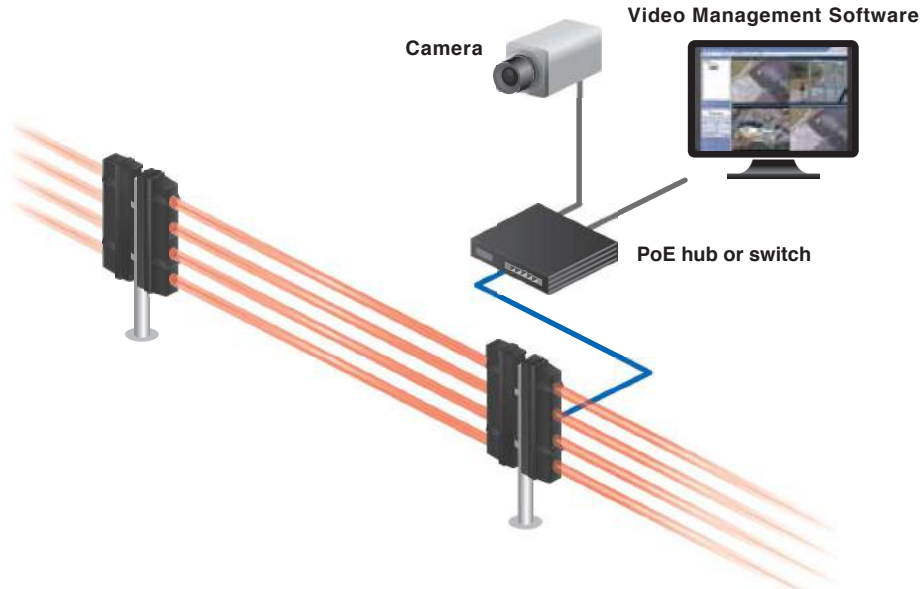
PoE IP Encoder (Sub-unit)*	
Power supply	PoE** (IEEE802.3af/at compliant)
Power output	24VDC 800mA max, 12VDC 50mA max
Signal input	5 input for dry contacts (N.C. only)
Place of use	Outdoor (Inside of the waterproof case)
Alarm output	Redwall event code (UDP/TCP)
Operating temperature	-40 to +60°C (-40 to + 140°F)
Operating humidity	95% RH. max
Operation LED (Normal)	Green light is ON when the power is supplied by PoE
Operation LED (When communicating)	Yellow light blinks during communication
Function setting	Use web browser
Dimension	67.5mm x 94.7mm x 33.0mm (2.66" x 3.73" x 1.30")
Weight	270g (9.5oz : including all parts, Main unit : 90g / 3.2oz)
Supported protocols	IPv4, ARP, UDP, TCP, ICMP, HTTP

* PIE-1 is not sold separately.

** Required power less than 12.95W, can use the PoE Hub.

Required power less than 25.5W, can use the PoE Plus Hub.
Specifications may be modified without prior notice.

SYSTEM EXAMPLE



OPTIONS

Anti Bird Cap ABC-4

Keep birds and small animals off the detector to reduce false alarms. Stop rain and snow streaming in front of the detector to maintain its sensitivity.



Back Cover BC-4

Conceal the back side of pole-mounted detector.



Pole Side Cover PSC-4

Conceal the gap between two pole mounted detectors in back to back.



Conduit Bracket CBR-4

Bracket for connecting the conduit pipe.



Heating unit HU-3

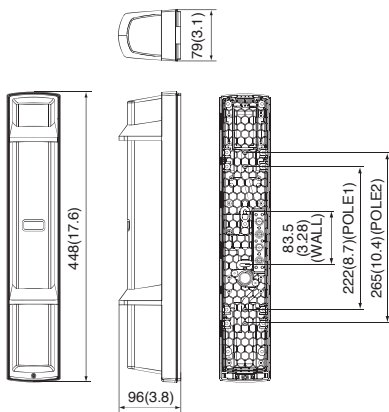
Conceal the gap between two pole-mounted detectors in back to back.



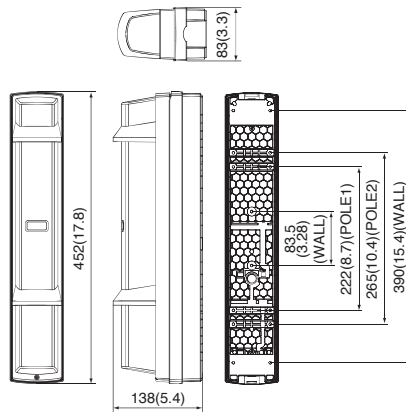
- Power input 24VAC/DC
- Current draw 210mA(max.) (Per 1 unit)
- Thermo switch 60°C (140°F)

DIMENSIONS

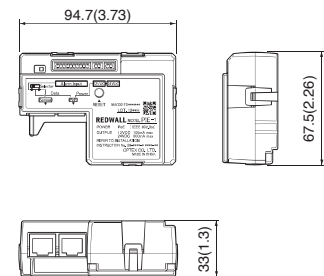
RBM series without the back box



RBM series with the back box



PIE-1



Unit:mm(inch)

WEHRHAN TPS Sicherheitstechnik GmbH
 Hochwaldweg 3 | A-1220 Wien
 Forsthausstraße 12A | A-3013 Tullnerbach
 Tel.: +43 (1) 5054500 | Fax: +43 (1) 5054500-199
 Website: www.wehrhan-tps.at
 Email: office@wehrhan-tps.at



OPTEX CO., LTD. (ISO 9001 Certified / ISO14001 Certified)
 5-8-12 Ogoto, Otsu, Shiga, 520-0101 Japan
 TEL +81(0)77 579 8670 FAX +81(0)77 579 8190 <http://www.optex.co.jp/e/>
OPTEX INCORPORATED (USA) <http://www.optexamerica.com/>
OPTEX (EUROPE) LTD. (UK) <http://www.optex-europe.com/>
 (ISO9001 Certified)
OPTEX SECURITY SAS (FRANCE) <http://www.optex-security.com/>
OPTEX SECURITY Sp. z o.o. (POLAND) <http://www.optex.com.pl/>